



K-12 Students "Speak Up" about Technology & Learning

- Are we listening?

Copyright Project Tomorrow 2007.

This work is the intellectual property of the author. Permission is granted for this material to be shared for non-commercial, educational purposes, provided that this copyright statement appears on the reproduced materials and notice is given that the copying is by permission of the author. To disseminate otherwise or to republish requires written permission from the author.



K-12 Students "Speak Up" about Technology & Learning

- Are we listening?

EDUCAUSE Learning Institute
Annual Meeting

*Creating a Successful Learning Culture:
Connecting Learners, Communities & Information*


January 22, 2007



You just received this text message:

**dis rm S fiLD W BNFs of A3
lerning Bt Its Nt B 404 bout d
kdz POV RU ReD 2 tlk nw f ys
~~~ yr h& ciao**

*What is your next action?*



**dis rm S fiLD W BNFs of A3  
lerning Bt Its Nt B 404 bout  
d kdz POV RU ReD 2 tlk nw  
f ys ~~~ yr h& ciao**

*What is your next action?*

1. Stand up
2. Wave your hand
3. Show us your cell phone
4. *I don't have a clue – I am over 21!*



***Translation please!***

**dis rm S fiLD W BNFs of A3 lerning Bt Its  
Nt B 404 bout d kdz POV RU ReD 2 tlk  
nw f ys ~~~ yr h& ciao**

**This room is filled with big name fans of anytime, anywhere, anyplace learning. But let's not be clueless about the kids' point of view. Are you ready to talk now? If yes, wave your hand. Goodbye.**

Let's talk about . . .

**Expectations**

**Context**

**Trends**


# Today's learners and . . .

**Devices & Tools**

**Uses of Technology**

**Value of Technology Skills**

**Schools of the Future**



## Speak Up for Students, Teachers & Parents

- **Annual national research project**
  - Online surveys
  - Convenience sampling – open for all K-12 schools
- **Collect data ↔ Stimulate conversations**
  - Students, Teachers, Parents (*new!*)
- **Inform policies & programs**
  - Analysis and reporting
  - Services: custom reports, consulting with schools, Speak Up Your Way!
- **Since 2003:**
  - 795,000 K-12 students
  - 48,000 teachers
  - 15,000 parents
  - 10,000 schools – all 50 states, DC + DOD schools

# ELI 2007 Annual Meeting – K-12 Students Speak Up



## Speak Up for Students, Teachers & Parents 2006

- **National sponsors**
  - **Advanced Network & Services**
  - **BellSouth Foundation**
  - **Dell, Inc.**
  - **Google**
  - **William & Flora Hewlett Foundation**
- **Network of 100+ nonprofit/association partners**
  - **Education**
  - **Business**
  - **Community**

**Speak Up for Students, Teachers & Parents 2006**

- **This year's survey question themes:**

*Learning & Teaching with Technology*

*21<sup>st</sup> Century Skills*

*Communications, Connections & Self-Expression*

*Math & Science Instruction*

*Global Collaborations*

*Competitiveness & Workforce Preparedness*

*Designing Schools of the Future*

**What can we learn about today's learners?**

**Speak Up for Students, Teachers & Parents 2006**

Preliminary key findings from the student data:

- **Communications is still #1**
- **Self-directed learning on the rise**
- **Continued disconnect between students & adults**
- **Sophistication of youngest learners**

Let's add some context:

### K-12 Classroom Internet Connectivity\*

1994 – 3%


1996 – 14%

1998 – 51%

2000 – 77%

2002 – 92%

\* NCES data



Let's add some context:

**K-12 Classroom Internet Connectivity**  
*2<sup>nd</sup> Graders - where are they now?*


1994 – 3%: **Your 3<sup>rd</sup> Year Students**

1996 – 14%

1998 – 51%

2000 – 77%

2002 – 92%



Let's add some context:

**K-12 Classroom Internet Connectivity**  
*2<sup>nd</sup> Graders - where are they now?*


1994 – 3%: **Your 3<sup>rd</sup> Year Students**

1996 – 14%: **Your 1<sup>st</sup> Year Students**

1998 – 51%

2000 – 77%

2002 – 92%



Let's add some context:

**K-12 Classroom Internet Connectivity**  
*2<sup>nd</sup> Graders - where are they now?*


1994 – 3%: **Your 3<sup>rd</sup> Year Students**

1996 – 14%: **Your 1<sup>st</sup> Year Students**

1998 – 51%: **10<sup>th</sup> Grade**

2000 – 77%

2002 – 92%



Let's add some context:

**K-12 Classroom Internet Connectivity**  
*2<sup>nd</sup> Graders - where are they now?*

1994 – 3%: **Your 3<sup>rd</sup> Year Students**

1996 – 14%: **Your 1<sup>st</sup> Year Students**

1998 – 51%: **10<sup>th</sup> Grade**

2000 – 77%: **8<sup>th</sup> Grade**

2002 – 92%

Let's add some context:

**K-12 Classroom Internet Connectivity**  
*2<sup>nd</sup> Graders - where are they now?*

1994 – 3%: **Your 3<sup>rd</sup> Year Students**

1996 – 14%: **Your 1<sup>st</sup> Year Students**

1998 – 51%: **10<sup>th</sup> Grade**

2000 – 77%: **8<sup>th</sup> Grade**

2002 – 92%: **6<sup>th</sup> Grade**

Let's add some context:

**K-12 Classroom Internet Connectivity**  
*2<sup>nd</sup> Graders - where are they now?*

1994 – 3%: **Your 3<sup>rd</sup> Year Students**

1996 – 14%: **Your 1<sup>st</sup> Year Students**

1998 – 51%: **10<sup>th</sup> Grade**

2000 – 77%: **8<sup>th</sup> Grade**

2002 – 92%: **6<sup>th</sup> Grade**

Who are the real  
digital natives?

Are we ready for  
those natives?

**Speak Up for Students, Teachers & Parents 2006**

- **This year's survey question themes:**

*Learning & Teaching with Technology*

*21<sup>st</sup> Century Skills*

*Communications, Connections & Self-Expression*

*Math & Science Instruction*

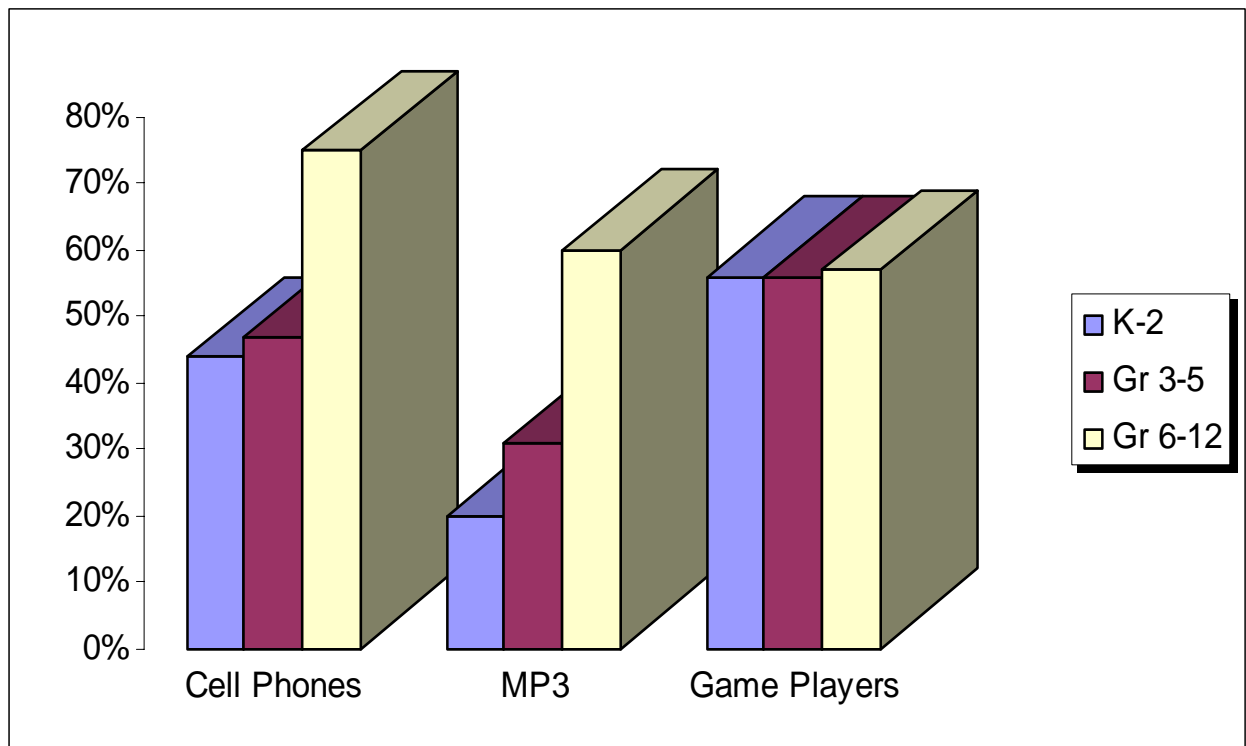
*Global Collaborations*

*Competitiveness & Workforce Preparedness*


*Designing Schools of the Future*


# ELI 2007 Annual Meeting – K-12 Students Speak Up

## Technology Devices & Tools



(c) Project Tomorrow 2007






## ELI 2007 Annual Meeting – K-12 Students Speak Up



### Technology Devices & Tools

Desktops - 75% of students K-12 use weekly



Laptops - 1/3 use weekly

*New trend line:*

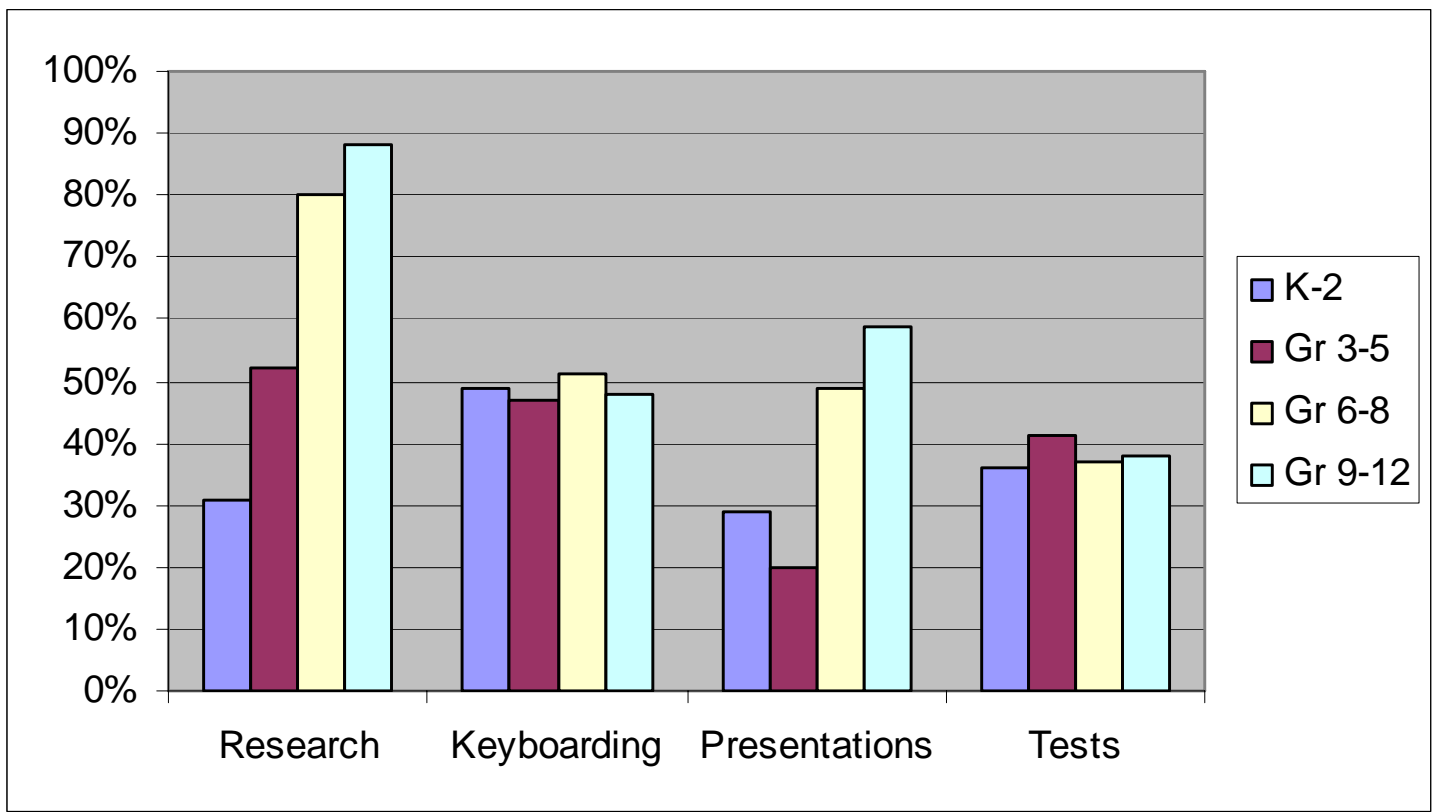


*9% of high schools use a smartphone or  
Blackberry*




# ELI 2007 Annual Meeting – K-12 Students Speak Up

## Using Technology for Schoolwork



(c) Project Tomorrow 2007



## ELI 2007 Annual Meeting – K-12 Students Speak Up


### Using Technology for Schoolwork



Email teachers - 25%



Use online text books - 22%




Email - IM classmate about a project - 40%



Check on a grade - 22%




Take an online class - 9%



## ELI 2007 Annual Meeting – K-12 Students Speak Up






### Using Technology for Schoolwork – Online learning




35% of students Gr 6-12 interested in taking an online class

#### Why?

- 
- 
- 
1. *To get extra help in a subject area*
  2. *To take a class not offered*
  3. *To work at one's own pace*
  4. *To get college credit - AP class*
  5. *Interest in the topic*

*What subject areas? Math, Foreign Language*



## ELI 2007 Annual Meeting – K-12 Students Speak Up



### Using Technology for Schoolwork – Assessment





#### How to show what you know?

- Tests - online and bubble
- Projects
- Presentations & portfolios

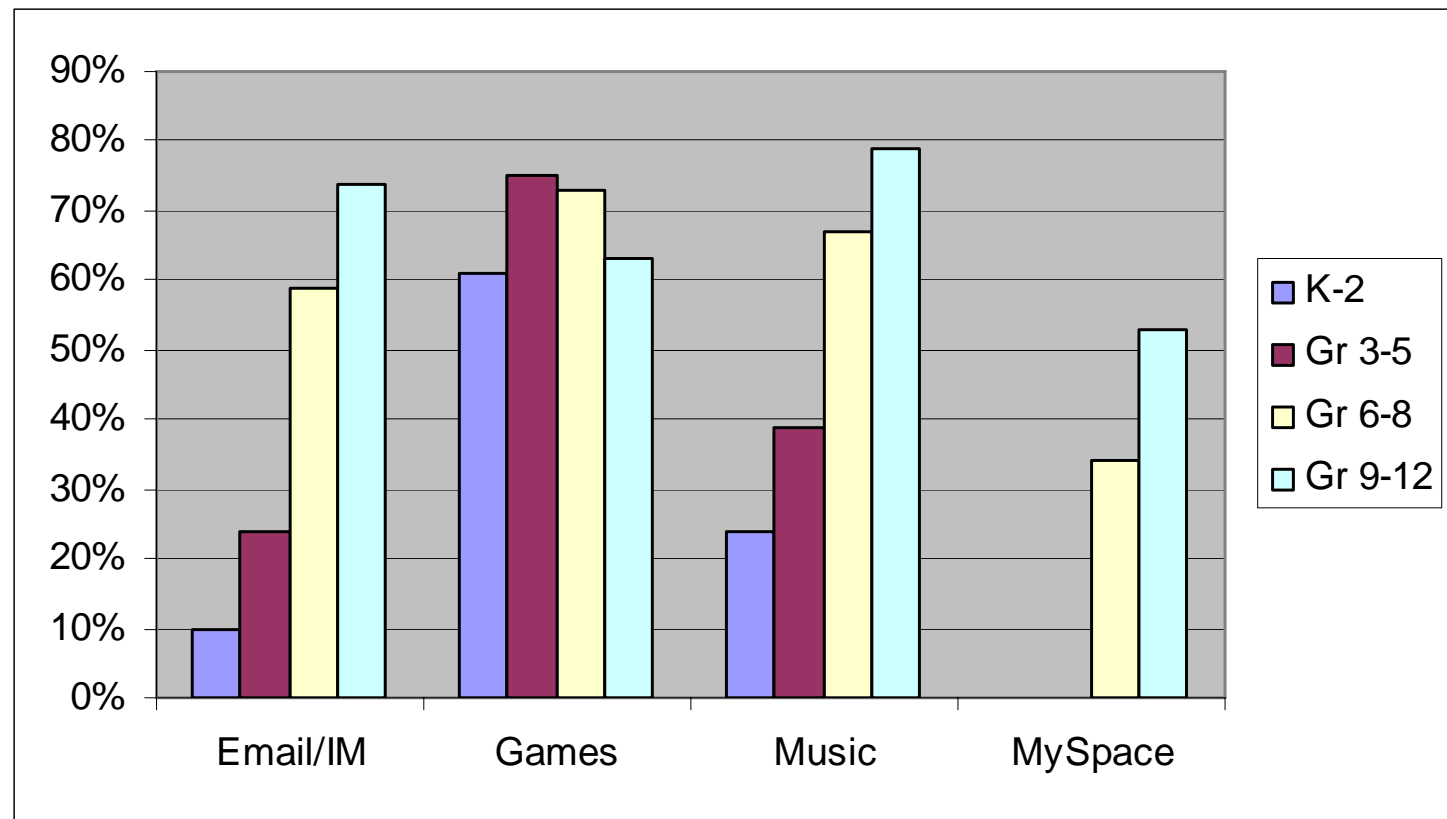


#### *What about tests?*


- 
- 
- *Too much*
  - *Worrying a lot*
  - *Need to get into college*
  - *Need to do well in college*

# ELI 2007 Annual Meeting – K-12 Students Speak Up

## Technology Use – Outside of School



(c) Project Tomorrow 2007



## ELI 2007 Annual Meeting – K-12 Students Speak Up

### Technology Use – Outside of School: Communications

Favorite communications tool?

Email

IM

Cell phone for talking

Cell phone for texting

## ELI 2007 Annual Meeting – K-12 Students Speak Up

### Technology Use – Outside of School: Communications

Favorite communications tool?

Email

IM


**Cell phone for talking**

Favorite: 36% of students Grades 6-12

Daily use: 73% Gr 9-12

57% Gr 6-8

42% Gr 3-5



ELI 2007 Annual Meeting – K-12 Students Speak Up




**Technology Use – Outside of School: Connective-ness**



Connecting with other students:


23% of students Gr 9-12 use online tools to connect with **students around the US**



17% of students Gr 9-12 to connect with **students around the world**



50% of students Gr 3-5 use online tools to connect with other students



ELI 2007 Annual Meeting – K-12 Students Speak Up



**Technology Use – Outside of School: Connective-ness**



Online friends:

44% of students Gr 6-12 connect with 20+ online friends monthly



34% of those friends have never met (Gr 6-12)



New trendline:



Students in Gr 3-5 - 22% have online friends they have never met

## ELI 2007 Annual Meeting – K-12 Students Speak Up

### Technology Use – Outside of School: Connective-ness



Make new friends - 34%



Blog (create/post) - 22%



Sharing writings online - 16%



Create a podcast - 6%



Posted a video - 13%

## ELI 2007 Annual Meeting – K-12 Students Speak Up

### Technology Use – Outside of School: Connective-ness



MySpace page - 51%



Worked on a group project - 24%



Play online games - 35%




Shared music - 15%



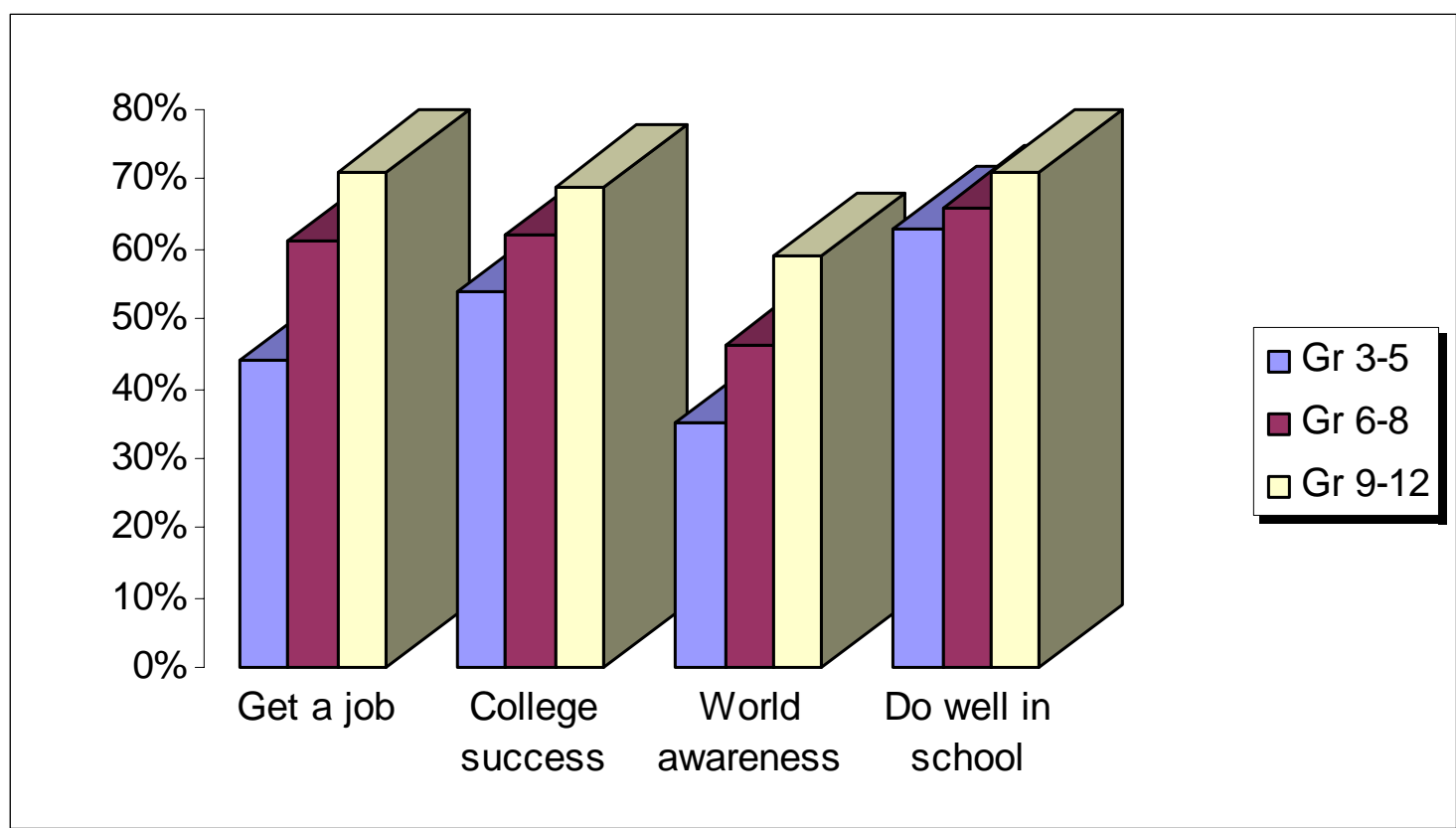
*New trend line:*

*Go to websites for TV shows/Movies:  
25% of students K-12*




# ELI 2007 Annual Meeting – K-12 Students Speak Up

## Value of Good Tech Skills : Top responses



(c) Project Tomorrow 2007



## ELI 2007 Annual Meeting – K-12 Students Speak Up

### Schools Today : Obstacles to Using Technology

#### Grades 3-5

##### Access issues:

- Lack of computers
- Inconvenient locations
- Slow Internet access

#### Grades 6-12

##### Control issues:

- Rules against tech tools
- Teachers control when/where use
- School filters

## ELI 2007 Annual Meeting – K-12 Students Speak Up

### Designing K-12 Schools of the Future

### Students K-12: Laptop for every student

#### Other ideas (from students Gr 6-12):

- *Use cell phones/MP3 players/Handhelds - 46%*
- *Use email/IM/blogs - 45%*
- *Digital moviemaking equipment - 45%*
- *Interactive whiteboards - 44%*
- *Online textbooks - 39%*
- *Online classes - 35%*
- *Lessons/assignments on my iPod - 34%*

## ELI 2007 Annual Meeting – K-12 Students Speak Up

**Trends to watch – as the real digital natives go to college!**


*Spectrum of digital native-ness*

*New communications devices and tools*

*Connecting without boundaries*

*Technology as tool - not fad or fun*

*Inclusion of student ideas in planning*



## ELI 2007 Annual Meeting – K-12 Students Speak Up



### Speak Up : Next steps



*Schools/Districts data access – Jan 26*

*National findings release – March 21*

- *Student, Teacher & Parent Data*
- *Comparatives*




*Custom Reporting & Consulting Projects – Spring/Summer*



*Speak Up 2007 question development – Spring*



*Speak Up 2007 Launch - October 1*



**ELI 2007 Annual Meeting – K-12 Students Speak Up**



**Speak Up : Next steps**

*Schools/Districts data access – Jan 26*



*National findings release – March 21*



*Custom Reporting & Consulting Projects – Spring/Summer*

*Speak Up 2007 question development – Spring*



*Speak Up 2007 Launch - October 1*



**Stay in touch with us: [www.netday.org/speakup](http://www.netday.org/speakup)**



## K-12 Students "Speak Up" about Technology & Learning

*- Are we listening?*

Thank you!

Julie Evans  
Chief Executive Officer

949-609-4660  
[julie@NetDay.org](mailto:julie@NetDay.org)